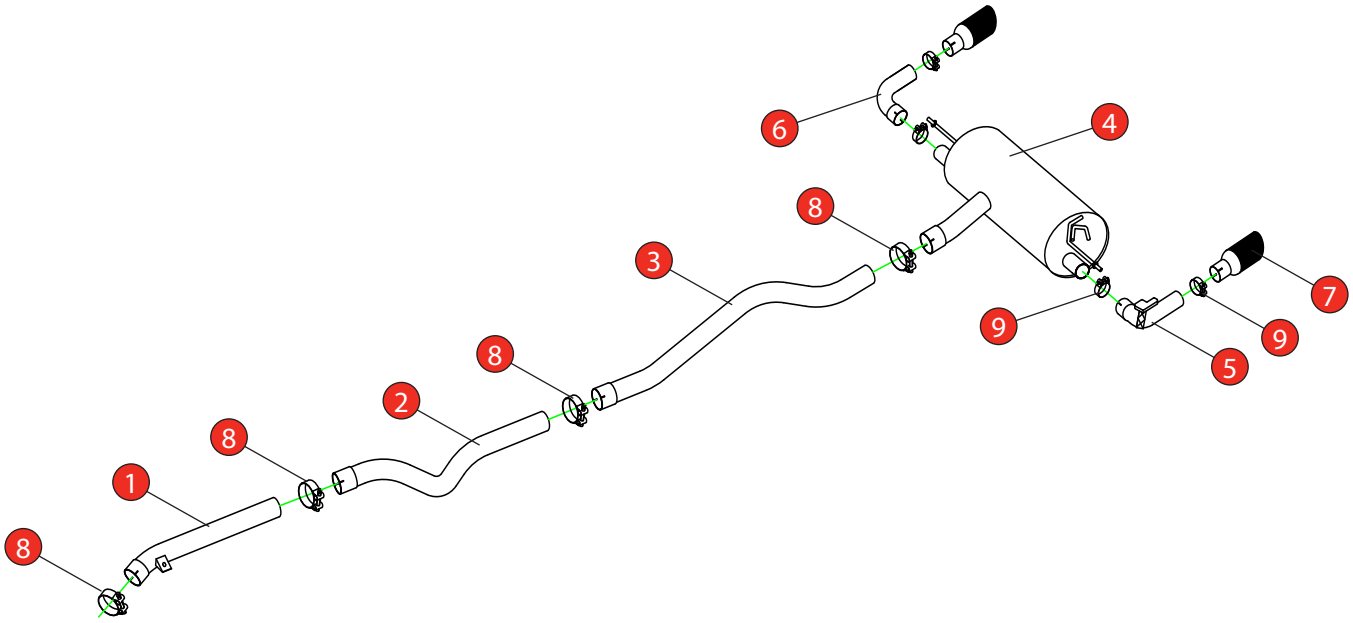


Car	BMW M240i	Part No.	SBMS074C
Year	2016-Current	Fit Kits	271FK
Notes	Where not supplied use original fittings. Valve requires O.E motor, See instructions on following page.	Features	Pipe Diameter:- 80mm

Estimated Fitting Time: 2 Hours 20 Minutes



NO.	PART NO.	DESCRIPTION	QTY
1	727BM	Front Pipe	1
2	728BM	Centre Pipe	1
3	729BM	Link Pipe	1
4	730BM	Rear Silencer	1
5	731BM	L/H Trim Connecting Pipe With Valve	1
6	732BM	R/H Trim Connecting Pipe	1
7	Z023.10056	Black Ceramic Coated Daytona Trim	2
Fit Kit			
8	Z016.10069	79 - 85mm H/D Clamp	4
9	Z016.10064	63 - 68mm H/D Clamp	4

E-MARK	N/A
DATE	09/05/17
ISSUE	00
AUTHORISED	M.Ydlibi

NOTE: ENSURE SCORPION SYSTEM IS CLEAR OF MOVING PARTS AND ALL ORIGINAL FUNCTIONS WORK CORRECTLY.



STAY CONNECTED TO RED POWER.

Car	BMW M240i	Part No.	SBMS074C
Year	2016-Current	Fit Kits	271FK
Notes	Where not supplied use original fittings. Valve requires O.E motor, See instructions on following page.	Features	Pipe Diameter:- 80mm



Estimated Fitting Time: 2 Hours 20 Minuets



A) Remove the electronic actuator from the original exhaust.

B) On the scorpion product fit the fixing bow into the valve and use the actuator to secure the bow in place.

C) Use the M6 bolts and washers to fasten the actuator to the valve ensuring the two straights on the fixing bow fit between the grooves on both of the posts.



STAY CONNECTED TO RED POWER.